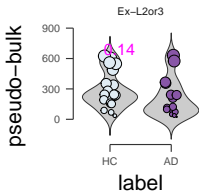
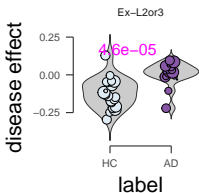


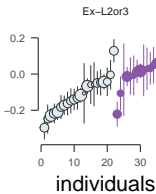
CPE



CPE



disease effect



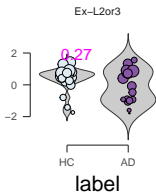
○ HC
● AD

sqrt(tot)

· 25
○ 100
○ 225
○ 400
○ 625

CPE

confounders



confounders

